

**3 YEARS**  
WARRANTY

**3 CCT**  
**CHANGEABLE**

Flip driver switch to change 3CCT

6500K 4000K 3000K



Video



**COB39-3CCT**  
COB DOWNLIGHT

5W

7W

12W

## specification

PRODUCT NAME :	LED DOWNLIGHT
MODEL NO. :	COB39-3CCT 5W/7W/12W
SPECIFICATION :	AC220-240V, 50-60Hz, 5W/7W/12W
WORKING TEMP :	-20-50(°C)
POWER FACTOR :	>0.6
CRI(RA) :	>80
COLOR :	Brass/Bronze/Pearl Silver/Gun Metal
LIGHT SOURCE :	COB Chip
LUMEN :	90LM/W
BEAM ANGLE :	90°
PRODUCT SIZE :	90*35mm/105*35mm/135*35mm
CUT OUT :	70mm/85mm/115mm
IP :	IP20
APPLICATION :	Home, Shop, hotel, etc
WARRANTY :	3 years
STANDARD :	CE

Color Temperature:

**6500-4000K-3000K (3CCT) Changeable**

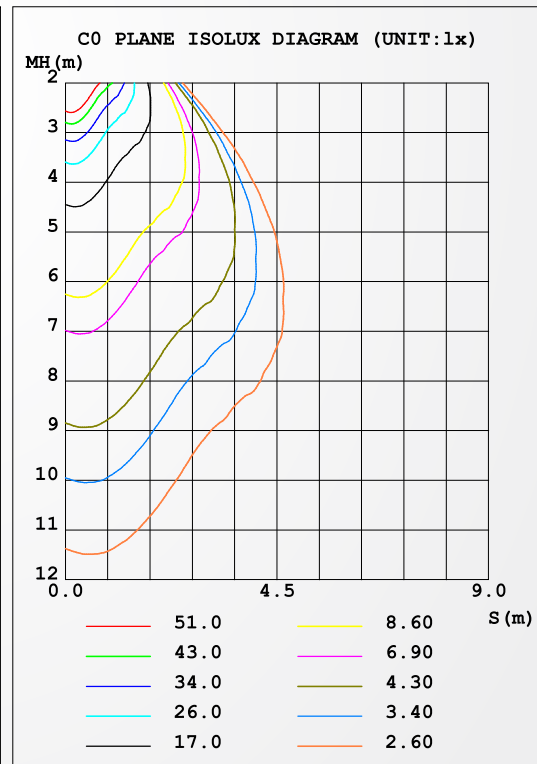
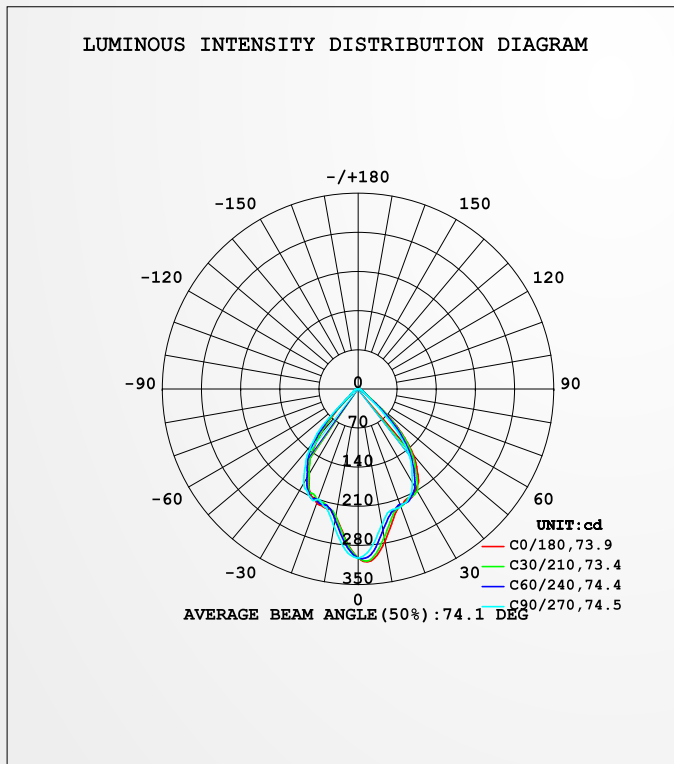


# 5W

## LUMINAIRE PHOTOMETRIC TEST REPORT

NAME: LED DOWNLIGHT	TYPE: COB	WEIGHT:
SPEC.: COB39-3CCT 5W	DIM.:	SERIAL No.:
MFR.: NEXLEDS	SUR.: 5.6	Shielding Angle:

DATA OF LAMP		PHOTOMETRIC DATA			
MODEL	COB39-3CCT 5W	Imax (cd)	309.7	S/MH (C0/180)	0.94
NOMINAL POWER (W)	5	LOR (%)	100.0	S/MH (C90/270)	0.97
RATED VOLTAGE (V)	220	TOTAL FLUX (lm)	392.38	η UP, DN (C0-180)	1.9, 48.8
NOMINAL FLUX (lm)	392.381	CIE CLASS	DIRECT	η UP, DN (C180-360)	1.3, 48.0
LAMPS INSIDE	1	η up (%)	3.2	CIBSE SHR NOM	0.00
TEST VOLTAGE (V)	220	η down (%)	96.8	CIBSE SHR MAX	1.00



C Range: 0 - 360DEG  
C Interval: 15.0DEG  
Test Speed: MEDIUM  
Temperature: 28DEG  
Operators: JACK  
Test Date: 2020-08-22

γ Range: 0 - 180DEG  
γ Interval: 0.5DEG  
Test System: EVERFINE GO-2000B\_V1 SYSTEM V2.0.407.13  
Humidity: 70.0%  
Test Distance: 11.565m [K=1.0000]  
Remarks:



JOIN US ON OUR FACEBOOK PAGE +

NEXTLITE PRODUCTS




# 5W

## AAI FIGURE

NAME: LED DOWNLIGHT	TYPE: COB	WEIGHT:
SPEC.: COB39-3CCT 5W	DIM.:	SERIAL No.:
MFR.: NEXLEDS	SUR.: 5.6	Shielding Angle:

Flux out: 260.1 lm



Height                      Eavg, Emax                      Angle: 73.60deg                      Diameter

Note: The Curves indicate the illuminated area and the average illumination when the luminaire is at different distance.

C Range: 0 - 360DEG  
C Interval: 15.0DEG  
Test Speed: MEDIUM  
Temperature: 28DEG  
Operators: JACK  
Test Date: 2020-08-22

γ Range: 0 - 180DEG  
γ Interval: 0.5DEG  
Test System: EVERFINE GO-2000B\_V1 SYSTEM V2.0.407.13  
Humidity: 70.0%  
Test Distance: 11.565m [K=1.0000]  
Remarks:



JOIN US ON OUR  
FACEBOOK PAGE +

NEXLITE PRODUCTS



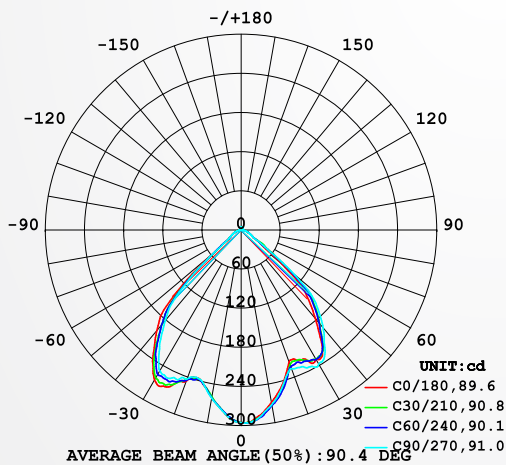
# 7W

## LUMINAIRE PHOTOMETRIC TEST REPORT

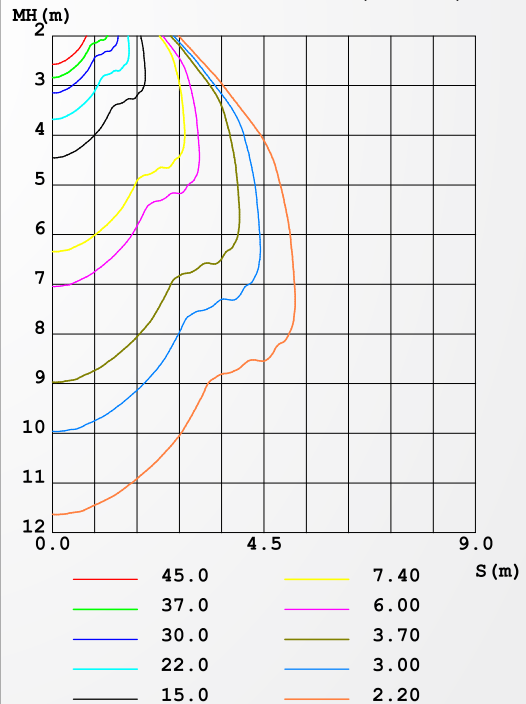
NAME: LED DOWNLIGHT	TYPE: COB	WEIGHT:
SPEC.: COB39-3CCT 7W	DIM.:	SERIAL No.:
MFR.: NEXLEDS	SUR.: 6.7	Shielding Angle:

DATA OF LAMP		PHOTOMETRIC DATA			
MODEL	COB39-3CCT 7W	Imax (cd)	296.4	S/MH (C0/180)	1.29
NOMINAL POWER (W)	7	LOR (%)	100.0	S/MH (C90/270)	1.24
RATED VOLTAGE (V)	220	TOTAL FLUX (lm)	530.17	η UP, DN (C0-180)	1.9, 49.6
NOMINAL FLUX (lm)	530.166	CIE CLASS	DIRECT	η UP, DN (C180-360)	1.4, 47.1
LAMPS INSIDE	1	η up (%)	3.3	CIBSE SHR NOM	1.25
TEST VOLTAGE (V)	220	η down (%)	96.7	CIBSE SHR MAX	1.35

LUMINOUS INTENSITY DISTRIBUTION DIAGRAM



C0 PLANE ISOLUX DIAGRAM (UNIT: lx)



C Range: 0 - 360DEG  
C Interval: 15.0DEG  
Test Speed: MEDIUM  
Temperature: 28DEG  
Operators: JACK  
Test Date: 2020-08-24

γ Range: 0 - 180DEG  
γ Interval: 0.5DEG  
Test System: EVERFINE GO-2000B\_V1 SYSTEM V2.0.407.13  
Humidity: 70.0%  
Test Distance: 11.565m [K=1.0000]  
Remarks:



JOIN US ON OUR  
FACEBOOK PAGE +

NEXTLITE PRODUCTS




# 7W

## AAI FIGURE

NAME: LED DOWNLIGHT	TYPE: COB	WEIGHT:
SPEC.: COB39-3CCT 7W	DIM.:	SERIAL No.:
MFR.: NEXLEDS	SUR.: 6.7	Shielding Angle:

Flux out: 409.5 lm



Height                      Eavg, Emax                      Angle: 89.56deg                      Diameter

Note: The Curves indicate the illuminated area and the average illumination when the luminaire is at different distance.

C Range: 0 - 360DEG  
C Interval: 15.0DEG  
Test Speed: MEDIUM  
Temperature: 28DEG  
Operators: JACK  
Test Date: 2020-08-24

γ Range: 0 - 180DEG  
γ Interval: 0.5DEG  
Test System: EVERFINE GO-2000B\_V1 SYSTEM V2.0.407.13  
Humidity: 70.0%  
Test Distance: 11.565m [K=1.0000]  
Remarks:



JOIN US ON OUR  
FACEBOOK PAGE +

NEXLITE PRODUCTS

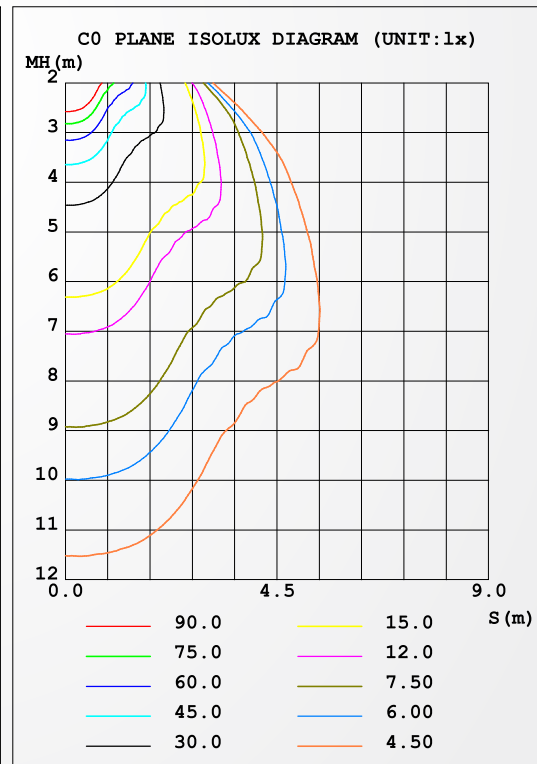
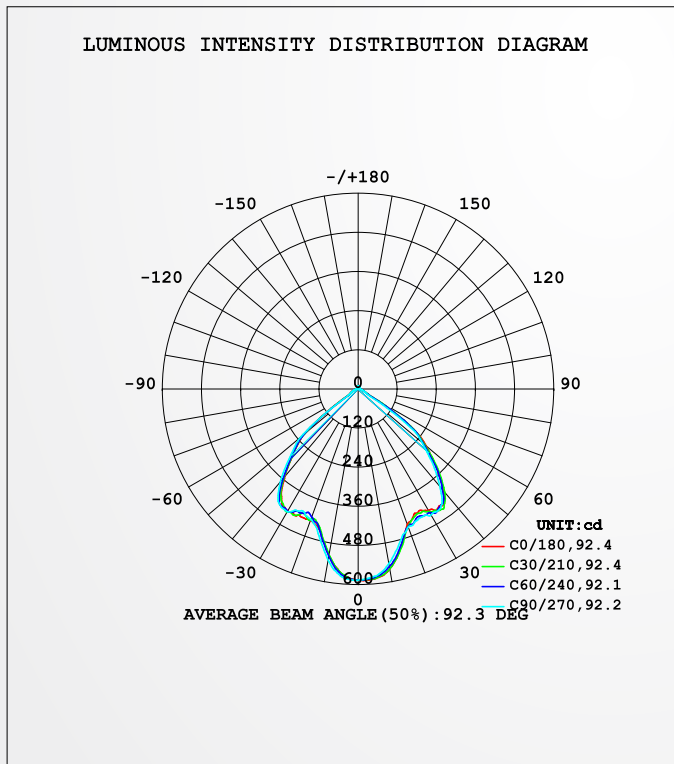


# 12W

## LUMINAIRE PHOTOMETRIC TEST REPORT

NAME: LED DOWNLIGHT	TYPE: COB	WEIGHT:
SPEC.: COB39-3CCT 12W	DIM.:	SERIAL No.:
MFR.: NEXLEDS	SUR.: 9.6	Shielding Angle:

DATA OF LAMP		PHOTOMETRIC DATA			
MODEL	COB39-3CCT 12W	Imax (cd)	588.7	S/MH (C0/180)	1.08
NOMINAL POWER (W)	12	LOR (%)	100.0	S/MH (C90/270)	1.04
RATED VOLTAGE (V)	220	TOTAL FLUX (lm)	1085.3	η UP, DN (C0-180)	1.9, 50.0
NOMINAL FLUX (lm)	1085.34	CIE CLASS	DIRECT	η UP, DN (C180-360)	1.4, 46.7
LAMPS INSIDE	1	η up (%)	3.3	CIBSE SHR NOM	1.25
TEST VOLTAGE (V)	220	η down (%)	96.7	CIBSE SHR MAX	1.30



C Range: 0 - 360DEG  
C Interval: 15.0DEG  
Test Speed: MEDIUM  
Temperature: 28DEG  
Operators: JACK  
Test Date: 2020-08-24

γ Range: 0 - 180DEG  
γ Interval: 0.5DEG  
Test System: EVERFINE GO-2000B\_V1 SYSTEM V2.0.407.13  
Humidity: 70.0%  
Test Distance: 11.565m [K=1.0000]  
Remarks:



JOIN US ON OUR FACEBOOK PAGE +

NEXTLITE PRODUCTS

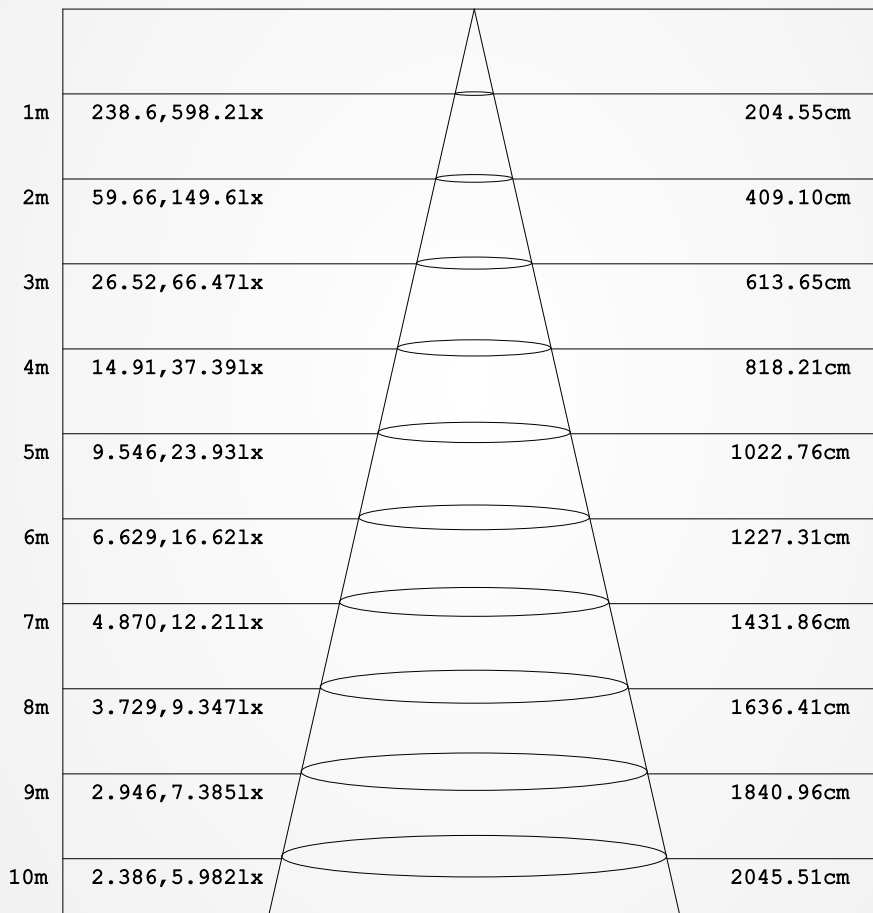


# 12W

## AAI FIGURE

NAME: LED DOWNLIGHT	TYPE: COB	WEIGHT:
SPEC.: COB39-3CCT 12W	DIM.:	SERIAL No.:
MFR.: NEXLEDS	SUR.: 9.6	Shielding Angle:

Flux out: 803.9 lm



Height                      Eavg, Emax                      Angle: 91.29deg                      Diameter

Note: The Curves indicate the illuminated area and the average illumination when the luminaire is at different distance.

C Range: 0 - 360DEG  
C Interval: 15.0DEG  
Test Speed: MEDIUM  
Temperature: 28DEG  
Operators: JACK  
Test Date: 2020-08-24

γ Range: 0 - 180DEG  
γ Interval: 0.5DEG  
Test System: EVERFINE GO-2000B\_V1 SYSTEM V2.0.407.13  
Humidity: 70.0%  
Test Distance: 11.565m [K=1.0000]  
Remarks:



JOIN US ON OUR  
FACEBOOK PAGE +

NEXTLITE PRODUCTS