



**3 YEARS**  
WARRANTY

**VIDEO**



**CTL52**  
TRACK LIGHT

**30W**

**specification**

|                 |   |
|-----------------|---|
| PRODUCT NAME :  | LED TRACK LIGHT                         |
| MODEL NO. :     | CTL52 30W                               |
| SPECIFICATION : | AC220-240V, 50-60Hz, 30W                |
| WORKING TEMP :  | -20~50(°C)                              |
| POWER FACTOR :  | >0.9                                    |
| CRI(RA) :       | >90                                     |
| COLOR :         | Black Color / White Color               |
| LIGHT SOURCE :  | COB Chip                                |
| LUMEN :         | 100LM/W                                 |
| BEAM ANGLE :    | 24°                                     |
| PRODUCT SIZE :  | 80*160mm                                |
| IP :            | IP20                                    |
| APPLICATION :   | Home, Shop, Hotel, Exhibition hall..etc |
| WARRANTY :      | 3 years                                 |
| STANDARD :      | CE                                      |

**Color Temperature:**

**6500 / 4000K / 3000K**



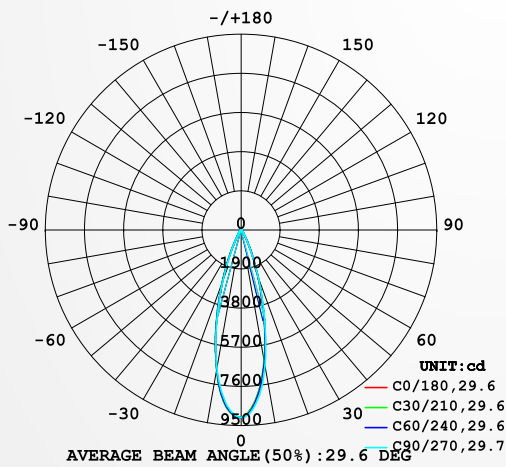
# 30W

## LUMINAIRE PHOTOMETRIC TEST REPORT

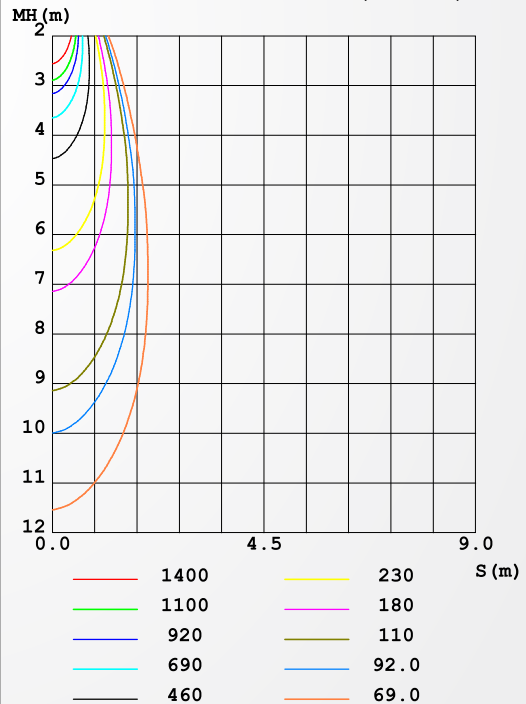
|                         |           |                  |
|-------------------------|-----------|------------------|
| NAME: CTL52 TRACK LIGHT | TYPE: COB | WEIGHT:          |
| SPEC.: CTL52 30W        | DIM.:     | SERIAL No.:      |
| MFR.: NEXLEDS           | SUR.: 6.2 | Shielding Angle: |

| DATA OF LAMP      |           | PHOTOMETRIC DATA |        |                     |           |
|-------------------|-----------|------------------|--------|---------------------|-----------|
| MODEL             | CTL52 30W | Imax (cd)        | 9116   | S/MH (C0/180)       | 0.51      |
| NOMINAL POWER (W) | 30        | LOR (%)          | 100.0  | S/MH (C90/270)      | 0.50      |
| RATED VOLTAGE (V) | 220       | TOTAL FLUX (lm)  | 2976.9 | η UP, DN (C0-180)   | 2.1, 47.3 |
| NOMINAL FLUX (lm) | 2976.9    | CIE CLASS        | DIRECT | η UP, DN (C180-360) | 1.2, 49.4 |
| LAMPS INSIDE      | 1         | η up (%)         | 3.2    | CIBSE SHR NOM       | 0.50      |
| TEST VOLTAGE (V)  | 220       | η down (%)       | 96.8   | CIBSE SHR MAX       | 0.50      |

LUMINOUS INTENSITY DISTRIBUTION DIAGRAM



C0 PLANE ISOLUX DIAGRAM (UNIT:lx)



C Range: 0 - 360DEG  
C Interval: 15.0DEG  
Test Speed: MEDIUM  
Temperature: 28DEG  
Operators: JACK  
Test Date: 2022-11-30

γ Range: 0 - 180DEG  
γ Interval: 0.5DEG  
Test System: EVERFINE GO-2000B\_V1 SYSTEM V2.0.407.13  
Humidity: 63.0%  
Test Distance: 11.565m [K=1.0000]  
Remarks:



JOIN US ON OUR FACEBOOK PAGE +

NEXTLITE PRODUCTS




# 30W

## AAI FIGURE

|                         |           |                  |
|-------------------------|-----------|------------------|
| NAME: CTL52 TRACK LIGHT | TYPE: COB | WEIGHT:          |
| SPEC.: CTL52 30W        | DIM.:     | SERIAL No.:      |
| MFR.: NEXLEDS           | SUR.: 6.2 | Shielding Angle: |

Flux out: 1406 lm



Height                      Eavg, Emax                      Angle: 29.48deg                      Diameter

Note: The Curves indicate the illuminated area and the average illumination when the luminaire is at different distance.

C Range: 0 - 360DEG  
C Interval: 15.0DEG  
Test Speed: MEDIUM  
Temperature: 28DEG  
Operators: JACK  
Test Date: 2022-11-30

γ Range: 0 - 180DEG  
γ Interval: 0.5DEG  
Test System: EVERFINE GO-2000B\_V1 SYSTEM V2.0.407.13  
Humidity: 63.0%  
Test Distance: 11.565m [K=1.0000]  
Remarks:



JOIN US ON OUR FACEBOOK PAGE +

NEXLITE PRODUCTS