



VIDEO



**NEW MOON**

**6W**

**specification**

PRODUCT NAME :	NEW MOON LED PANEL LIGHT
MODEL NO. :	PL27-C 6W
SPECIFICATION :	AC220-240V, 50-60Hz, 6W
WORKING TEMP :	-20~50(°C)
POWER FACTOR :	>0.6
CRI(RA) :	>80
COLOR :	White Color
LIGHT SOURCE :	SMD Chip
LUMEN :	130 LM/W
BEAM ANGLE :	120°
PRODUCT SIZE :	88*38mm
IP :	IP20
APPLICATION :	Home, Shop, Hotel..etc
WARRANTY :	3 years
STANDARD :	CE

**Color Temperature:**

**6500K / 4000K / 3000K**





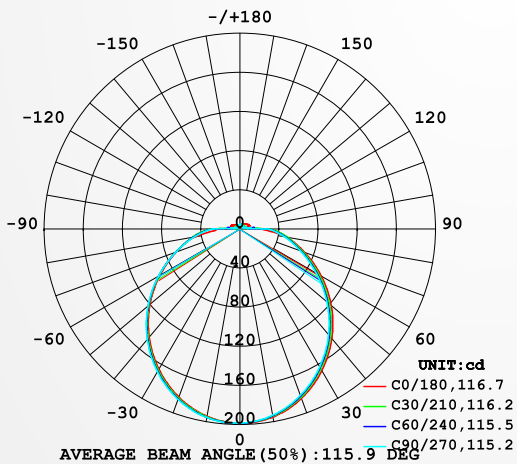
# 6W

## LUMINAIRE PHOTOMETRIC TEST REPORT

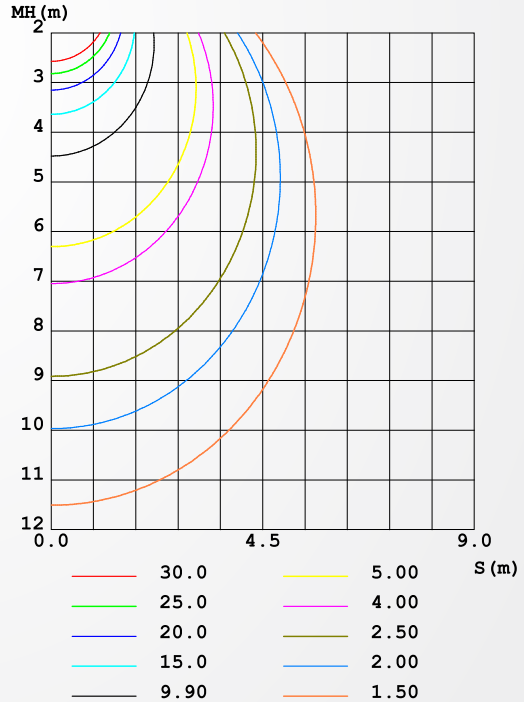
NAME: NEW MOON LED PANEL LIGHT	TYPE:	WEIGHT:0.6
SPEC.: PL27-C 6W	DIM.:	SERIAL No.:
MFR.: NEXLEDS	SUR.:85mm	Shielding Angle:

DATA OF LAMP		PHOTOMETRIC DATA			
MODEL	PL27-C 6W	Imax (cd)	198.8	S/MH (C0/180)	1.24
NOMINAL POWER (W)	6	LOR (%)	100.0	S/MH (C90/270)	1.26
RATED VOLTAGE (V)	220	TOTAL FLUX (lm)	668.74	$\eta$ UP, DN (C0-180)	2.9, 46.7
NOMINAL FLUX (lm)	668.737	CIE CLASS	DIRECT	$\eta$ UP, DN (C180-360)	2.5, 47.9
LAMPS INSIDE	1	$\eta$ up (%)	5.4	CIBSE SHR NOM	1.25
TEST VOLTAGE (V)	220	$\eta$ down (%)	94.6	CIBSE SHR MAX	1.35

LUMINOUS INTENSITY DISTRIBUTION DIAGRAM



C0 PLANE ISOLUX DIAGRAM (UNIT:lx)



C Range: 0 - 360DEG  
C Interval: 15.0DEG  
Test Speed: MEDIUM  
Temperature: 28DEG  
Operators: JACK  
Test Date: 2022-06-13

$\gamma$  Range: 0 - 180DEG  
 $\gamma$  Interval: 0.5DEG  
Test System: EVERFINE GO-2000B\_V1 SYSTEM V2.0.407.13  
Humidity: 63.0%  
Test Distance: 11.565m [K=1.0000]  
Remarks:



JOIN US ON OUR  
FACEBOOK PAGE +

NEXLITE PRODUCTS

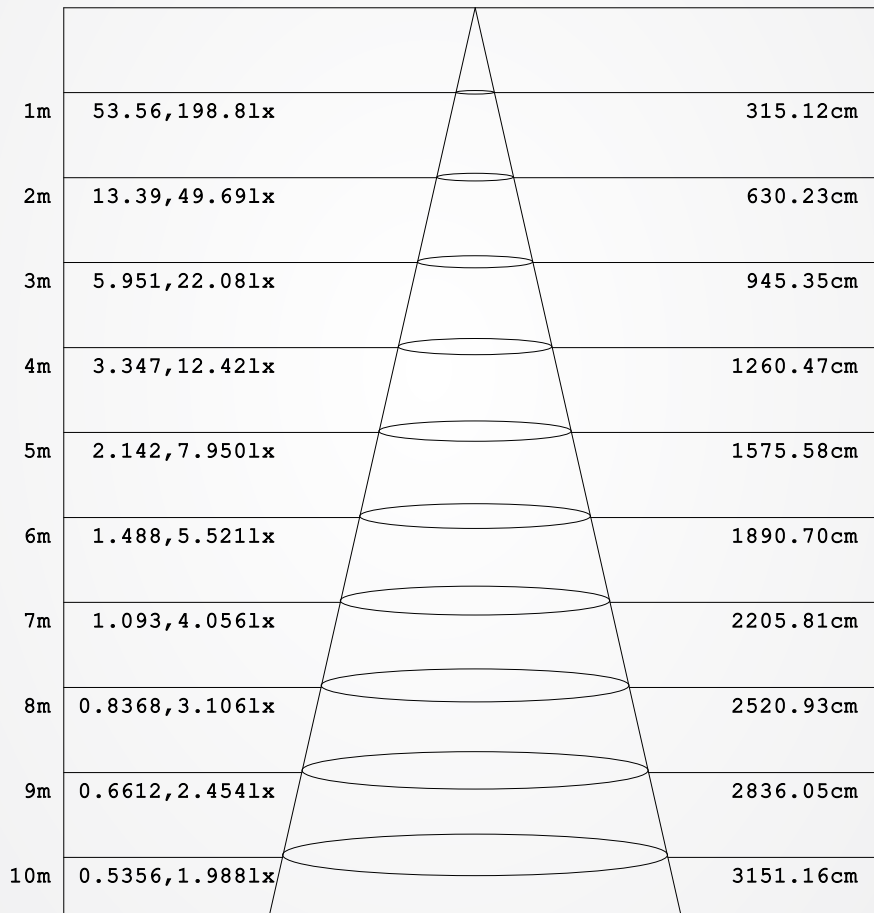


# 6W

## AAI FIGURE

NAME: NEW MOON LED PANEL LIGHT	TYPE:	WEIGHT:0.6
SPEC.: PL27-C 6W	DIM.:	SERIAL No.:
MFR.: NEXLEDS	SUR.:85mm	Shielding Angle:

Flux out:430.9 lm



Height                      Eavg, Emax                      Angle:115.19deg                      Diameter

Note: The Curves indicate the illuminated area and the average illumination when the luminaire is at different distance.

C Range: 0 - 360DEG  
C Interval: 15.0DEG  
Test Speed: MEDIUM  
Temperature:28DEG  
Operators:JACK  
Test Date:2022-06-13

γ Range: 0 - 180DEG  
γ Interval: 0.5DEG  
Test System:EVERFINE GO-2000B\_V1 SYSTEM V2.0.407.13  
Humidity:63.0%  
Test Distance:11.565m [K=1.0000]  
Remarks:



JOIN US ON OUR  
FACEBOOK PAGE +

NEXTLITE PRODUCTS